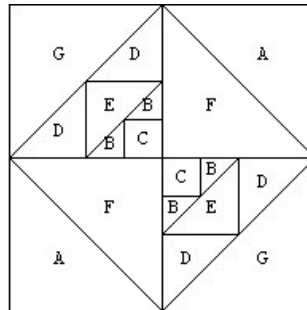
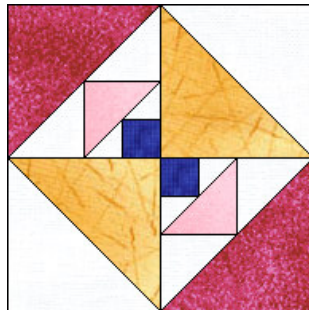
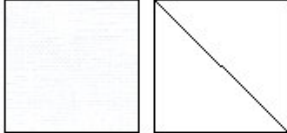
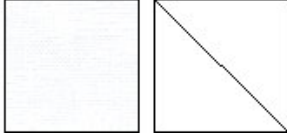

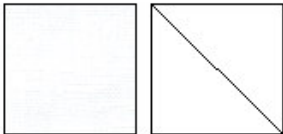

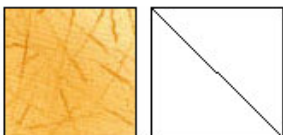





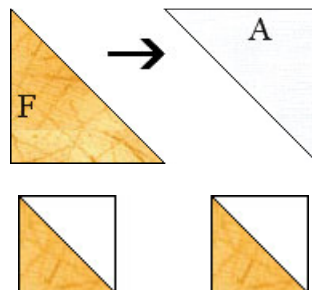
## The Puzzle

Finished Block measures 12" by 12"



- |   |   |   |
|---|---|---|
| A |    | 6 7/8 Inch Square<br>2 Triangles cut from 1 Square  |
| B |    | 2 3/8 Inch Square<br>4 Triangles cut from 2 Squares |
| C |    | 2 Inch Square<br>2 Pieces                           |
| D |    | 3 7/8 Inch Square<br>4 Triangles cut from 2 Squares |
| E |    | 3 7/8 Inch Square<br>2 Triangles cut from 1 Square  |
| F |  | 6 7/8 Inch Square<br>2 Triangles cut from 1 Square  |
| G |  | 6 7/8 Inch Square<br>2 Triangles cut from 1 Square  |

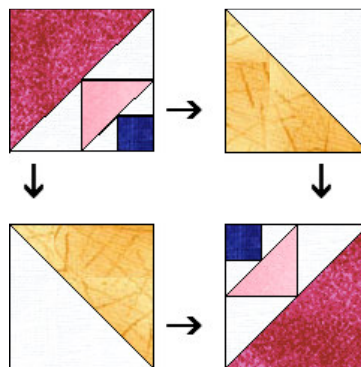
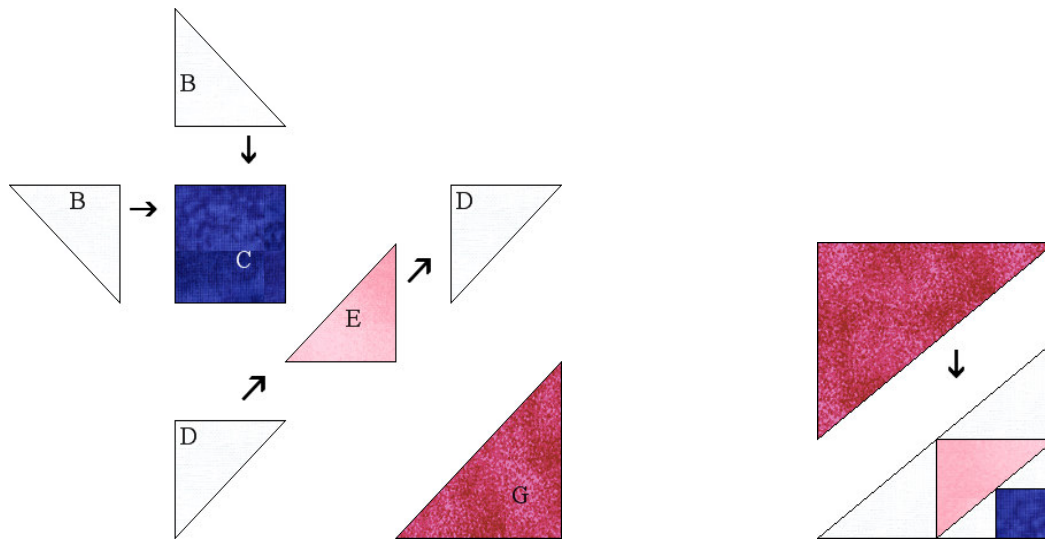
Take your A and F triangles and sew together making a total of 2 of these units. Press and set aside.



Using a 1/4 inch seam, sew together the B and C units. Make 2.

Using a 1/4 inch seam sew together the D and E units.

Again using a 1/4" seam sew these units together and then sew to the G unit shown



Using a 1/4 inch seam sew the 4 units together as shown. Your block should now measure 12 1/2 inch square unfinished!

*© Copyright 2008 All rights reserved, Rebecca Kuck, St. Mary's, Ohio, USA. All quilt patterns and images are the property of Rebecca Kuck for The Golden Thimble. The pattern cannot be copied and distributed without my permission or displayed on websites or in any type of stores without my permission This pattern is not intended for commercial use in any form, and is provided only for home and personal use*