




Stretched Churn Dash

12" by 15" finished block



Cut 2 squares that are $4 \frac{7}{8}$ inches and then subcut them into 4 triangles



Cut 2 squares that are $4 \frac{7}{8}$ inches and then subcut them into 4 triangles



Cut 1 rectangle $4 \frac{1}{2}$ inches by $7 \frac{1}{2}$ inches long



Cut 2 rectangles $2 \frac{1}{2}$ inches by $7 \frac{1}{2}$ inches long




Cut 2 rectangles 2 1/2 inches by 7 1/2 inches long




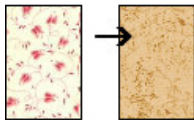

Cut 2 rectangles 2 1/2 inches by 4 1/2 inches long



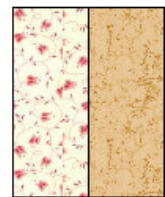
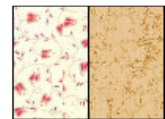
Cut 2 rectangles 2 1/2 inches by 4 1/2 inches long



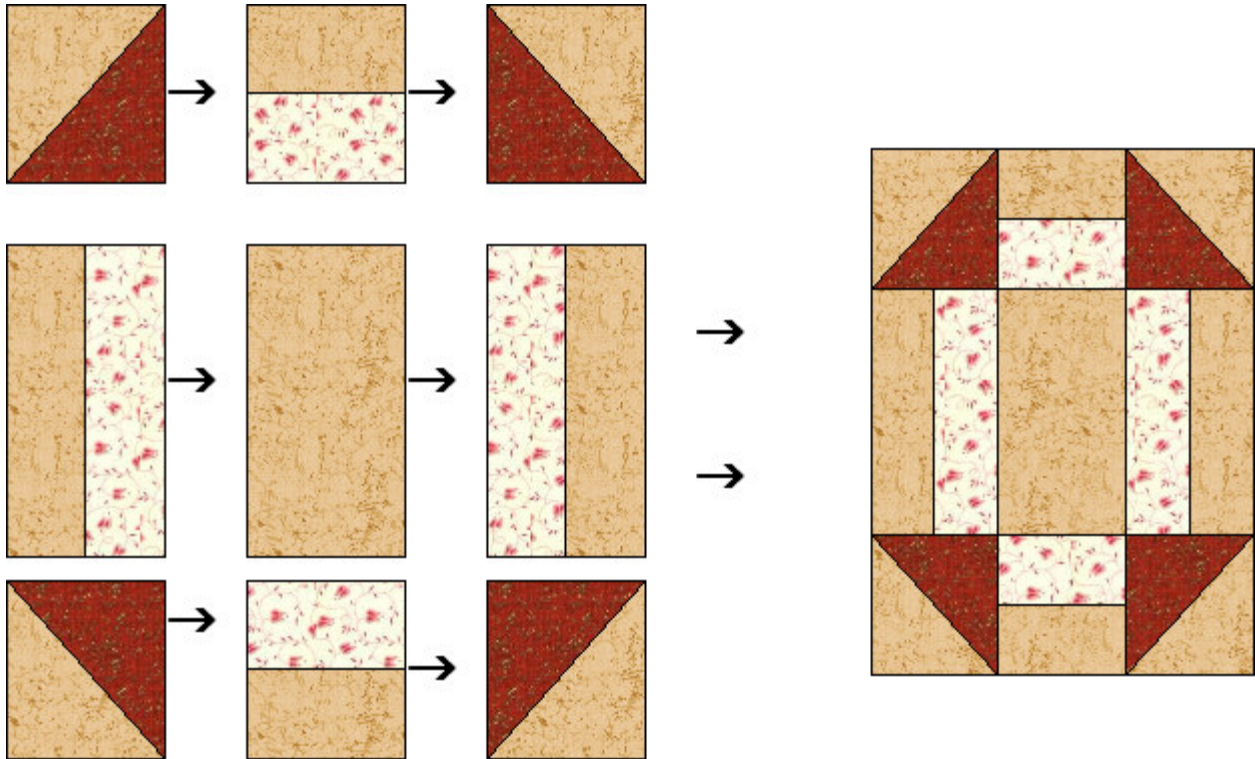
Using a 1/4 inch seam piece together the light and dark triangles to make a total of 4 units as shown



Using a 1/4 inch seam sew together the strips making 2 short units and 2 long units



Using a 1/4 inch seam piece your block together as shown and press. Your block should now measure 12 1/2" wide by 15 1/2" long unfinished.



© Copyright 2008 All rights reserved, Rebecca Kuck, St. Mary's, Ohio, USA. All quilt patterns and images are the property of Rebecca Kuck for The Golden Thimble. The pattern cannot be copied and distributed without my permission or displayed on websites or in any type of stores without my permission This pattern is not intended for commercial use in any form, and is provided only for home and personal use.

This would make a great beginners quilt as this is a real easy pattern!

82" high by 84" wide

5 blocks wide by 4 blocks down for a total of 20 blocks

2" sashings with 2" cornerstones

2 borders

1st border is 2" wide and is vertical straight

2nd border is 4" wide with 4 cornerstones

