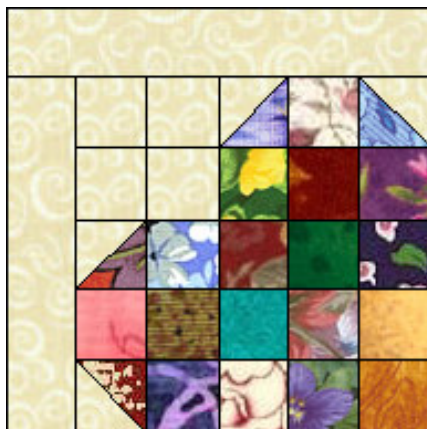




The Golden Thimble

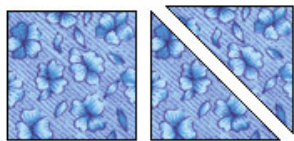
<http://www.thegoldenthimble.com>



Scrappy Hearts
12" by 12" Finished Block



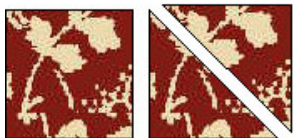
2 7/8 Inch Square
1 Triangle cut from 1 Square



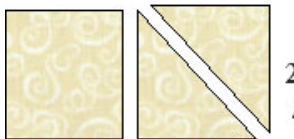
2 7/8 Inch Square
1 Triangle cut from 1 Square



2 7/8 Inch Square
1 Triangle cut from 1 Square



2 7/8 Inch Square
1 Triangle cut from 1 Square



2 7/8 Inch Square
4 Triangles cut from 2 Squares

Color Assortment

17 assorted 2 1/2" squares color of choice



2 1/2 Inch Square
4 Pieces



2 1/2 in. High by 10 1/2 in. Wide Rectangle
1 Piece



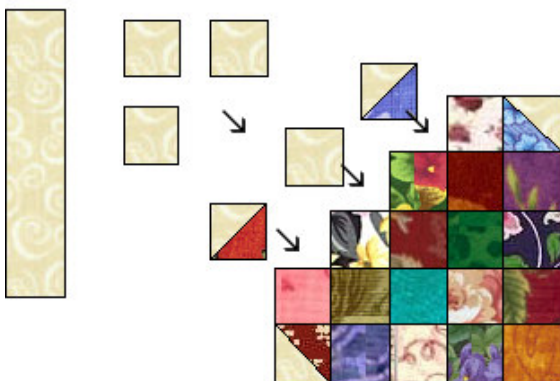
2 1/2 in. High by 12 1/2 in. Wide Rectangle
1 Piece



Using a 1/4" seam allowance sew your triangles together as shown



Using a 1/4" seam allowance construct your block using the diagram below.



Your block should now measure 12 1/2" by 12 1/2" Unfinished



82" by 82" quilt
10 yards of cream
7 yards of assorted fabrics for multicolored squares
2 Cream borders are 2" wide
1 Border of assorted 3" by 3" squares (96 pieces)