



## Road to Oklahoma

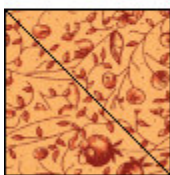
12" Finished Block




Cut 6 pieces 3 1/2" square



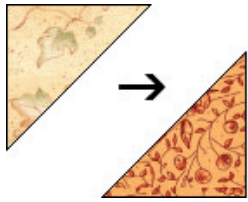
Cut 2 squares 3 7/8" and then subcut into 4 triangles



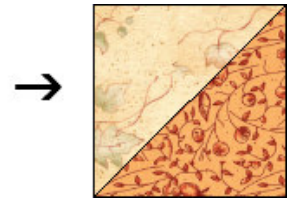
Cut 2 squares 3 7/8" and then subcut into 4 triangles



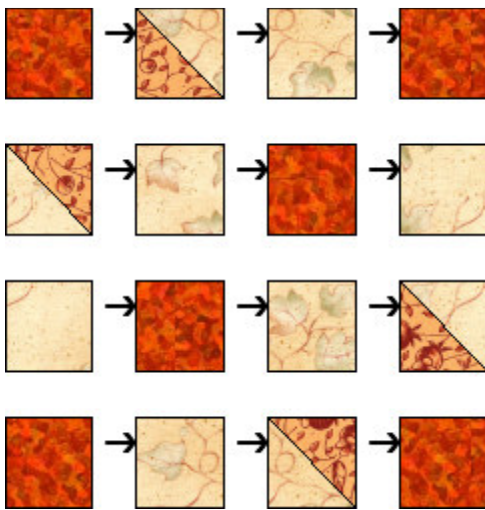
Cut 6 pieces 3 1/2" square



Take your triangle units in background fabric and medium fabric and using a scant 1/4" seam, sew them together making a total of 4 half square units



Lay out your pieces as shown and using a scant 1/4" seam, sew your pieces together and press.



**© Copyright 2008 All rights reserved, Rebecca Kuck, St. Mary's, Ohio, USA. All quilt patterns and images are the property of Rebecca Kuck for The Golden Thimble. The pattern cannot be copied and distributed without my permission or displayed on websites or in any type of stores without my permission This pattern is not intended for commercial use in any form, and is provided only for home and personal use.**