

# My Home Town

March 2007



**The Tall Trees!**


8" by 10" Block

Plus 3rd sashing

Please remember to read *all instructions* before making the block!

Instructions given are for a single block

**There are 9 "Tall Trees" blocks in this quilt**



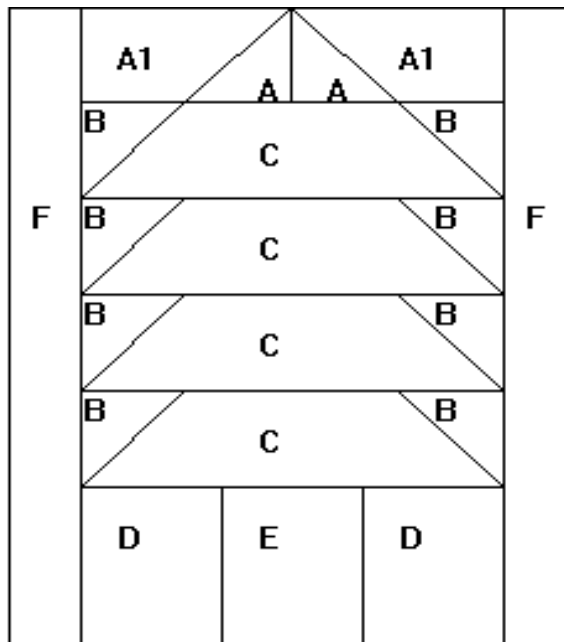
The *finished* sashings are 2 inches wide by 72 ½ inches long and is of the *background* fabric

You will cut 2 strips that are 2 ½ inches wide by Width of Fabric and then sew them together to make one long strip and cut to 73 inches long, this will go between your third and fourth row.

**For Quilt: You will need**

**3/8 yard of medium blue fabric**  
**1/8 yard of brown fabric**  
**1/2 yard of dark green fabric**  
**3/8 yard of beige background fabric**

**Instructions for Tall Trees!**




**Tall Trees**

**8" by 10" block**

**Make 9 of these blocks for the quilt**

A. Cut 2 squares 2" by 2"




Draw a diagonal line through the middle

This will be the sewing line

A1. Cut 2 2" by 3 1/2" rectangles from the background fabric



With right sides together sew the green squares onto the rectangles and trim to 1/4" seam and press




B




Cut 8 squares 2" by 2" from the background fabric and draw a line diagonally through the center as before.


C



Cut 4 rectangles 2" by 6 1/2" from the green fabric



Right sides together, sew on the drawn line and trim to 1/4" seam and press gently




Cut 2 D pieces 2 1/2" by 3" from the background fabric

Cut 1 E piece 2 1/2" by 3" from the brown fabric

Cut 2 F rectangles 1 1/2" by 10 1/2" from your floral fabric



**Sew all together as shown,  
your block is finished!**



**This block makes up nice in any color choices!  
You don't have to make it like mine if you don't want to!**

© Copyright 2007 All rights reserved, Rebecca Kuck, St. Mary's, Ohio, USA. All quilt patterns and images are the property of Rebecca Kuck for The Golden Thimble.