

## Lady of the White House

12" by 12" Finished Block



Cut 8 pieces that are 1 1/2" Square



Cut 10 pieces that are 1 1/2" Square



Cut 2 pieces that are 1 1/2" High by 3 1/2" Wide



Cut 4 pieces that are 1 1/2" High by 3 1/2" Wide



Cut 2 squares that are 3 7/8" and then subcut these into 4 triangles



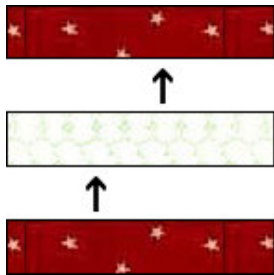

Cut 2 squares that are 3 7/8" and then subcut these into 4 triangles



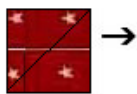
Cut 8 Pieces that are 3 1/2" square




Take the 1 1/2" squares and using a 1/4" seam allowance, sew together making a nine patch unit as shown. Press. Make 2 units.



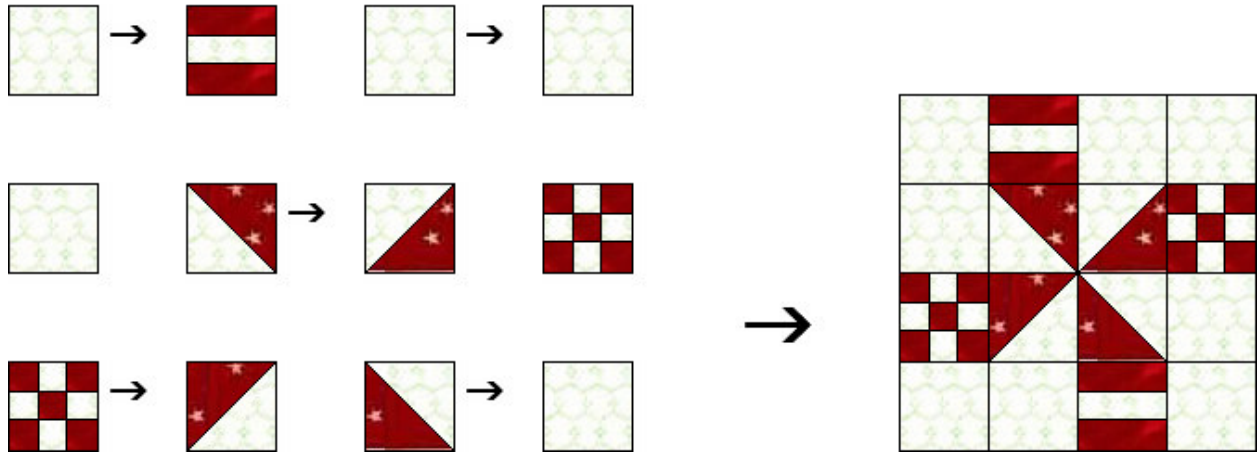
Take the rectangles and using a 1/4" seam allowance sew together as shown making a total of 2 units. Press towards the dark side.



Cut the 3 7/8" squares apart diagonally and then using a 1/4" seam sew together into 4 pairs that look like this. Press towards the dark side.



Using a 1/4" seam allowance sew all your units together as shown and press.



*© Copyright 2008 All rights reserved, Rebecca Kuck, St. Mary's, Ohio, USA. All quilt patterns and images are the property of Rebecca Kuck for The Golden Thimble. The pattern cannot be copied and distributed without my permission or displayed on websites or in any type of stores without my permission This pattern is not intended for commercial use in any form, and is provided only for home and personal use.*

