




The Golden Thimble

<http://www.thegoldenthimble.com>




*Four Patch Diamond  
10" Finished Block*




Cut 2 squares that are 2 1/4"



Cut 2 squares that are 2 1/4"




Cut 2 squares that are 2 1/4"



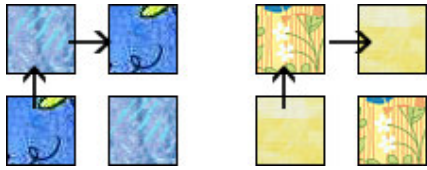
Cut 2 squares that are 2 1/4"



Cut 2 squares that are 4"

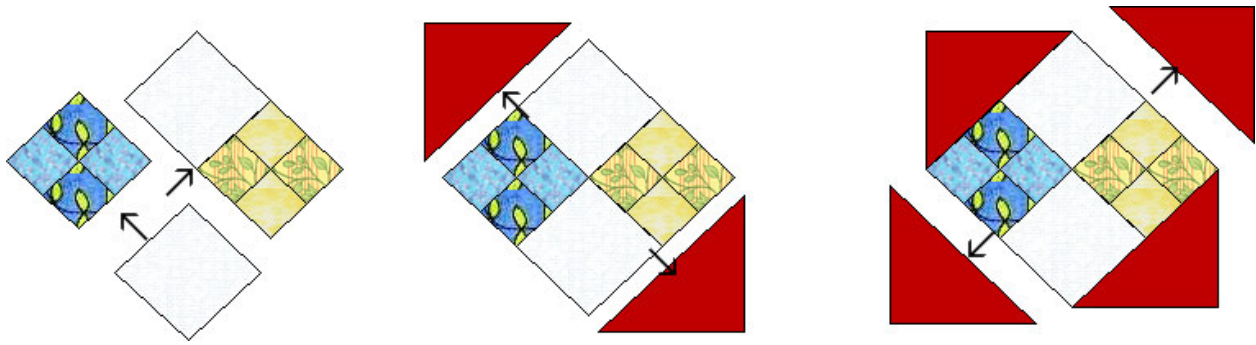


Cut 2 squares that are 5 7/8" and  
then subcut these into 4 triangles



Using a 1/4" seam allowance sew the little squares together making a total of 2 4 patch units

Using a 1/4" seam allowance sew your block together using the picture as your guide. Watch your seam allowance!!



Your block should now measure 10 1/2" unfinished!

