
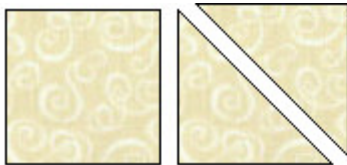


The Golden Thimble

<http://www.thegoldenthimble.com>



Fish Basket
12" Finished Block



Cut 1 square that is $6 \frac{7}{8}$ " and then subcut this into 2 triangles



Cut 1 square that is $6 \frac{7}{8}$ " and then subcut this into 2 triangles, you will only need one of the triangles for this block



Cut one square that is $3 \frac{7}{8}$ " and then subcut this into 2 triangles



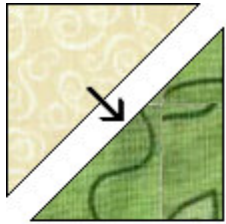
Cut 2 rectangles that are $3 \frac{1}{2}$ " by $6 \frac{1}{2}$ "



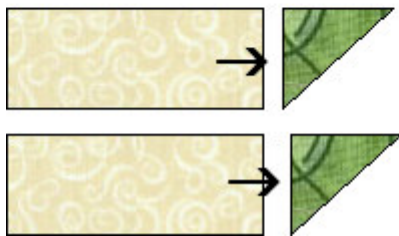
Cut 2 rectangles that are $3 \frac{1}{2}$ " by $6 \frac{1}{2}$ "



Cut 1 square that is $3 \frac{1}{2}$ "



Using a 1/4" seam allowance sew the large cream and the large green triangles together. Press towards the dark



Using a 1/4" seam allowance sew the cream rectangles and the small green triangles together as shown in picture. Press towards the dark

Using a 1/4" seam allowance sew your block together just as shown in the order shown. Press!

