



The Golden Thimble

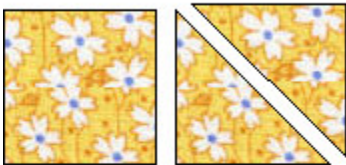
<http://www.thegoldenthimble.com>



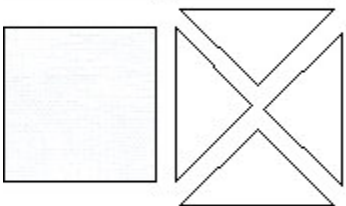
Cups and Saucers
12" Finished Block



Cut 8 squares that are $2 \frac{7}{8}$ " and then subcut these into 16 triangles



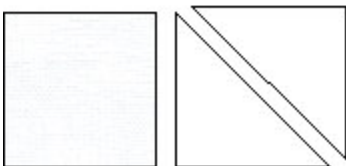
Cut 2 squares that are $4 \frac{7}{8}$ " and then subcut these into 4 triangles



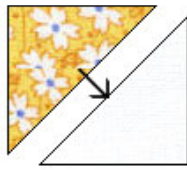
Cut 2 squares that are $5 \frac{1}{4}$ " and then subcut these into 8 triangles



Cut 1 square that is $4 \frac{1}{2}$ "



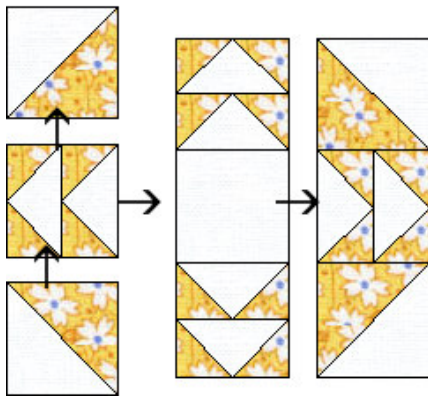
Cut 2 squares that are $4 \frac{7}{8}$ " and then subcut these into 4 triangles



Using a 1/4" seam allowance sew your large triangles together as shown and press. You will make a total of 4 of these half square triangle units.




Using a 1/4" seam allowance sew small triangles together as shown and press. You will make a total of 8 of these geese units.



Using a 1/4" seam allowance sew your block together using the picture as a guide. Press

Your block should now measure 12 1/2" unfinished



Here's what it would look like with a hinged sawtooth inside border and a vertical straight outside border each 3" wide
50" by 50"