
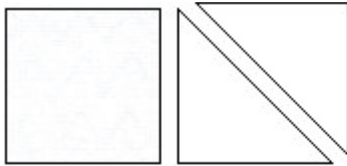


*The Golden Thimble*

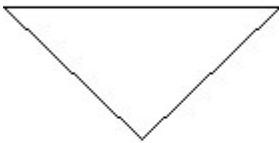
<http://www.thegoldenthimble.com>



Criss Cross  
8" Finished Block



Cut 2 squares that are  $2 \frac{7}{8}$ " and then subcut these into 4 triangles



Cut 4 templates of the large triangle. Template given below



Cut 1 rectangle that is  $8 \frac{7}{8}$ " long by  $3 \frac{3}{8}$ " wide

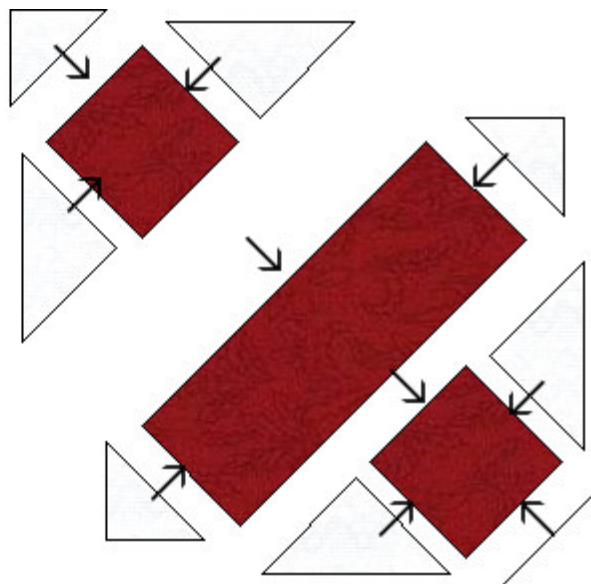


Cut 2 squares that are  $3 \frac{3}{8}$ "

Using a 1/4" seam allowance sew the large triangles to the red squares and press. You will make 2 of these units.

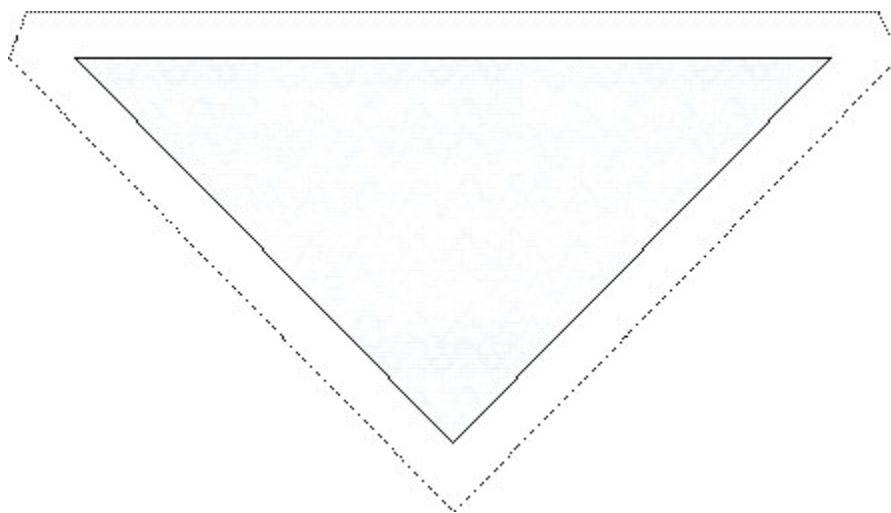
Sew these units to one long side of the rectangle, press and repeat with the other side.

Sew the four small triangles to each corner. Press



Template for large triangles

Cut 4 of these triangles



**one inch if  
template  
prints out  
the correct  
size!!**