




*The Golden Thimble*

<http://www.thegoldenthimble.com>



## Confetti

12" Finished Block




Cut 2 squares that are 2 ½"



Cut 21 squares that are 2 ½"




Cut 5 squares that are 2 ½"



Cut 8 squares that are 2 ½"

Using a 1/4" seam allowance sew your squares together in rows as shown, alternately pressing the seams one way and then another. Sew rows together making sure nestle the alternated pressed seam rows, together to fit perfectly!




Your block should now measure 12 1/2" unfinished.

Here is my block!



Here are a couple of examples of how this block could be laid out

Alternating every other row  
(9 blocks in each quilt as the examples)



Not alternating every other row

