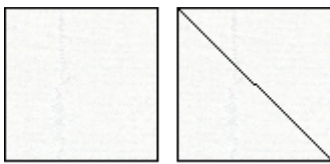



## Cogs


Finished Block Measures 12" High by 12" Wide




Cut 8 squares that are 3 1/2" and then draw a diagonal line through the center of each square




Cut 4 squares that are 6 1/2 Inch Square




With right sides together place the white squares on the corners of the red squares and sew on the line as shown. Trim leaving a 1/4" seam allowance and press to the outside. Repeat making a total of 4 units





Using a 1/4 inch seam sew your block together using the 4 units. Press. Your block should now measure 12 1/2" unfinished!



88" by88"

With a total of 36, 12" Cog Blocks and 4, 2" Borders

***© Copyright 2008 All rights reserved, Rebecca Kuck, St. Mary's, Ohio, USA. All quilt patterns and images are the property of Rebecca Kuck for The Golden Thimble. The pattern cannot be copied and distributed without my permission or displayed on websites or in any type of stores without my permission. This pattern is not intended for commercial use in any form, and is provided only for home and personal use.***