



The Golden Thimble

<http://www.thegoldenthimble.com>



## Birds in Flight

12" Finished Block



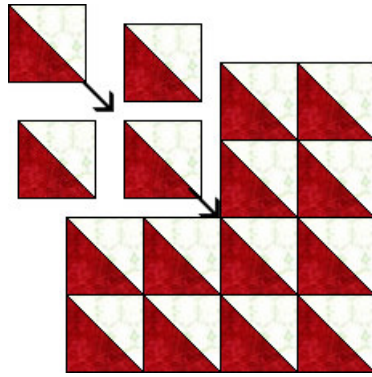
Cut 8 squares that are  $3 \frac{7}{8}$ " and then subcut these into 16 triangles.




Cut 8 squares that are  $3 \frac{7}{8}$ " and then subcut these into 16 triangles.



Using a scant  $\frac{1}{4}$ " seam allowance sew your red and cream triangles together to make a total of 16 half square triangle units.



Using a scant 1/4" seam allowance sew your block together by rows pressing after each row.



**96" by 96"**

There are 25 copies of this block in this quilt

There are 24 Cream Blocks cut at 12 1/2" each

4 1/4 yards of red

5 yards of cream

7/8 yard of binding fabric....cut 11 strips WOF by 2 1/2" wide

8 yards of backing

Queen Size Cotton Batting

1 Wide border using red fabric that is 6" wide