


The Golden Thimble

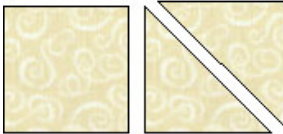
<http://www.thegoldenthimble.com>




Basket of Scraps  
12" Finished Block



2 7/8 Inch Square  
1 Piece



5 5/8 Inch Square  
1 Triangle cut from 1 Square



5 1/4 in. High by 7 3/4 in. Wide Rectangle  
2 Pieces



5 5/8 Inch Square  
2 Triangles cut from 1 Square



3 1/4 Inch Square  
4 Triangles cut from 2 Squares



3 1/4 Inch Square  
2 Triangles cut from 1 Square



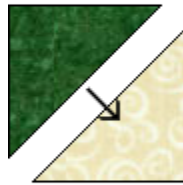
3 1/4 Inch Square  
4 Triangles cut from 2 Squares



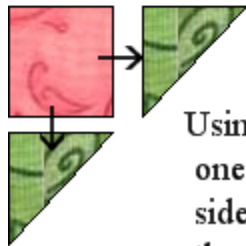
2 7/8 Inch Square  
1 Piece



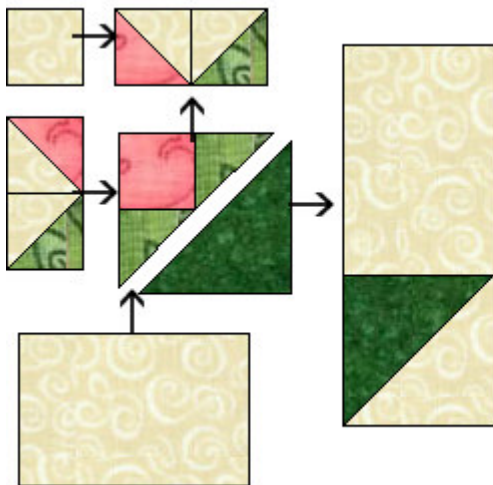
Using the smaller triangles and using a 1/4" seam allowance, sew the pairs together as shown. You will make a total of 2 sets of the cream and pink and 2 sets of the cream and light green. Press



Using a 1/4" seam allowance, sew the large cream triangle to one of the large dark green triangles and press



Using a 1/4" seam allowance, sew the one of the light green triangles to the side of the pink square as shown and then repeat on the other side. Press



Using a 1/4" seam allowance, sew your block together as shown. Press

**Your block should now measure 10 1/2" unfinished**