


The Golden Thimble

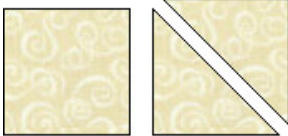
<http://www.thegoldenthimble.com>



Basket of Scraps
10" Finished Block




Cut 1 square that is 2 1/2"



Cut 1 square that is 4 7/8" and then subcut this into 2 triangles, you will only need one of the triangles for this block!



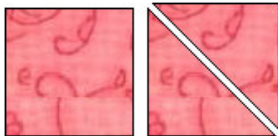
Cut 2 rectangles that are 4 1/2" by 6 1/2"



Cut 1 square that is 4 7/8" and then subcut this into 2 triangles



Cut 2 squares that are 2 7/8" and then subcut this into 4 triangles



Cut 1 square that is 2 7/8" and then subcut this into 2 triangles



Cut 2 squares that are 2 7/8" and then subcut this into 4 triangles



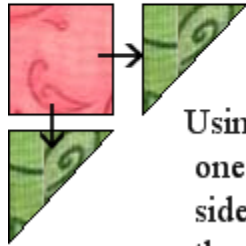
Cut 1 square that is 2 1/2"



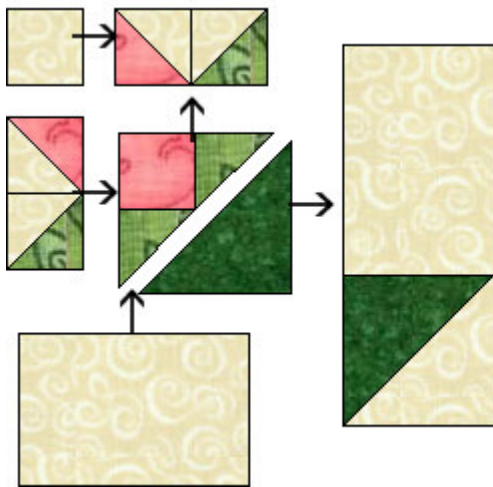
Using the smaller triangles and using a 1/4" seam allowance, sew the pairs together as shown. You will make a total of 2 sets of the cream and pink and 2 sets of the cream and light green. Press



Using a 1/4" seam allowance, sew the large cream triangle to one of the large dark green triangles and press



Using a 1/4" seam allowance, sew the one of the light green triangles to the side of the pink square as shown and then repeat on the other side. Press



Using a 1/4" seam allowance, sew your block together as shown. Press

Your block should now measure 10 1/2" unfinished