




The Golden Thimble

<http://www.thegoldenthimble.com>



Peace and Plenty
14" Finished Block



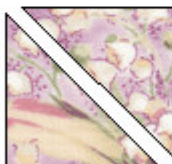
Cut 1 square that is 8 1/4" and then subcut this into 4 triangles




Cut 1 square that is 8 1/4" and then subcut this into 4 triangles



Cut 2 squares that are 4 3/8" and then subcut these into 4 triangles



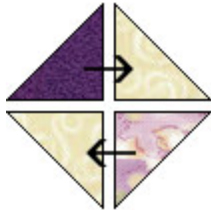
Cut 2 squares that are 4 3/8" and then subcut these into 4 triangles




Cut 4 squares that are 4 3/8" and then subcut these into 8 triangles



Using a 1/4" seam allowance, sew the large triangles together as shown making a total of 4 units.



Using a 1/4" seam allowance, sew the small triangles together as shown making a total of 4 units.



Using a 1/4" seam allowance, sew your block together as shown. Press