


The Golden Thimble

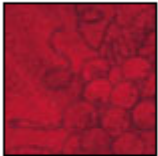
<http://www.thegoldenthimble.com>



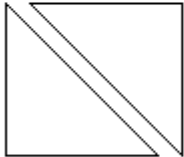
Criss Cross
12" Finished Block



Cut one rectangle that is $4 \frac{7}{8}$ in. High
by 13 in. Wide



Cut 2 squares that are $4 \frac{3}{4}$ in.



Cut 2 squares that are $3 \frac{7}{8}$ in and
then subcut these into 4 triangles

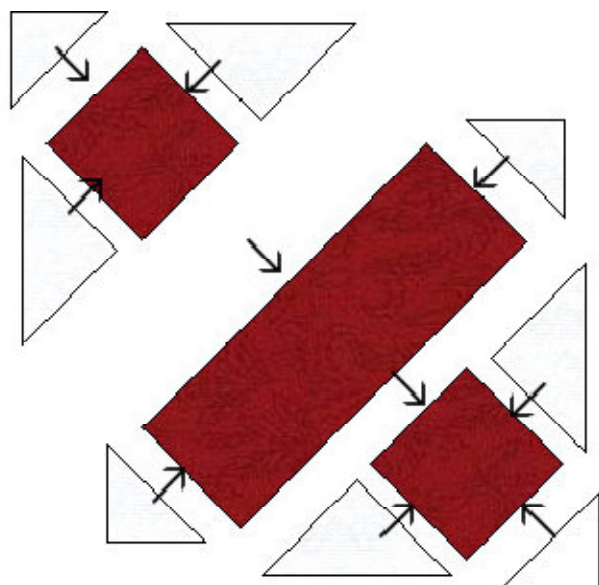


Cut 4 large triangles using the
template given below.

Using a 1/4" seam allowance sew the large triangles to the red squares and press. You will make 2 of these units.

Sew these units to one long side of the rectangle, press and repeat with the other side.

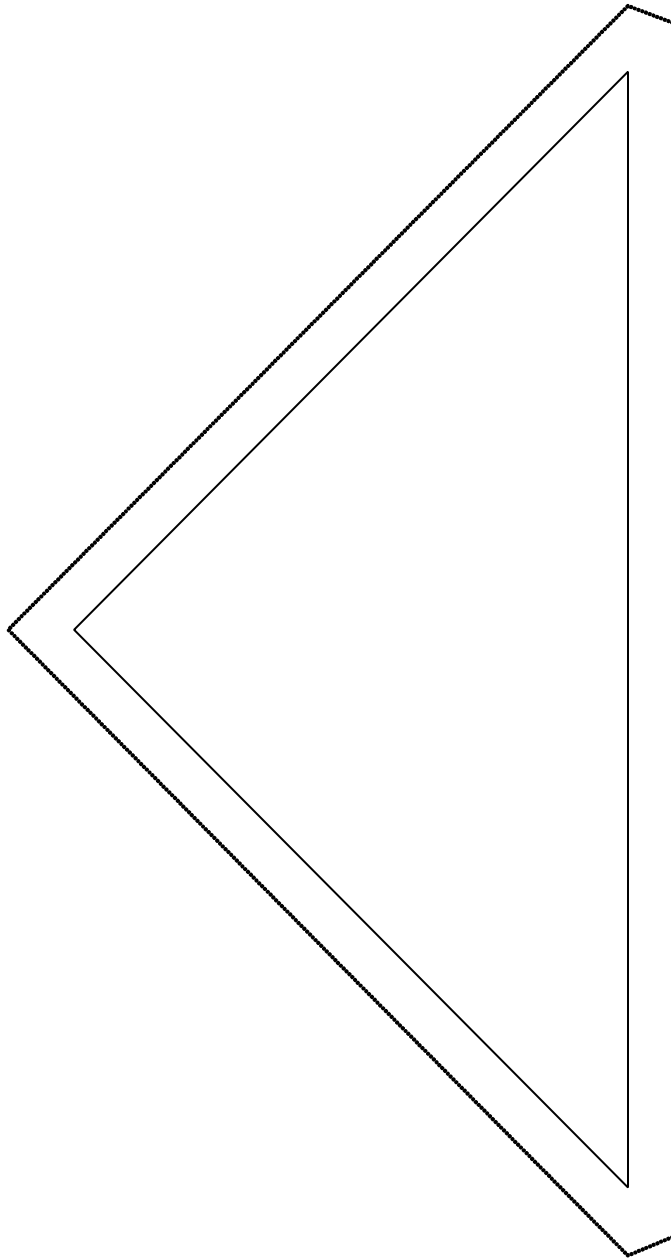
Sew the four small triangles to each corner. Press



When printing templates make sure that your page scaling is set to none in your printer properties before printing! This will ensure that your template prints out the size it is intended to be!!!

Template for large triangle

Cut 4 of these triangles



This block
should measure
one inch if the
template printed
out the correct
size!